

The Stocker

High Density Electric Rotating Shelving (ERS)



This high density system delivers sections of shelving to the operator at a workstation. Adjustable shelves and eliminated aisle space provides up to 60% higher density than standard static shelving.

Eliminates wasted walk & search time by bringing material to the operator. Files and materials can be 100% accessible at all times to meet peak work flow and "emergency" conditions.

- Increases productivity up to 50%
- Save up to 60% floor space
- Keypad or software driven
- Inventory 100% accessible at all times
- Can expand in as little as one day
- Batch picking upgrade allows increased efficiencies to 600%



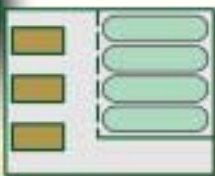
Office Files and Materials



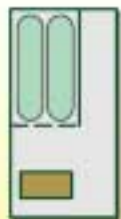
Stock Rooms



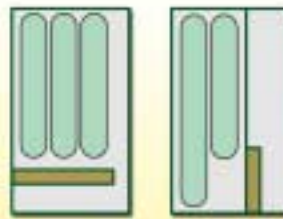
Batch Picking Order Fulfillment



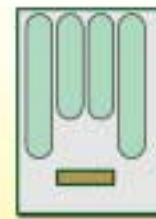
Centralized File Storage



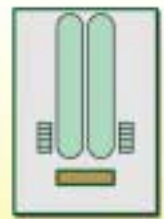
Workstation Filing



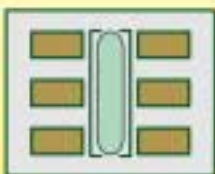
Stock room Work Counters



Batch Order Pick-To-Light



Fixed Steps to Access Tall ERS



Multi-Workstation File Access

The Stocker

High Density Electric Rotating Shelving (ERS)

ERS

- 62.63" or 74.63" wide
 - 8' 6" or 9' 6" clear height
 - Available 16 to 80 bins per ERS
 - ERS length
- | | 24.5" Wide Bins | 37.8" Wide Bins |
|------------------|-----------------|-----------------|
| 20 bin unit | 23'-4.43" long | 34' 6.28" long |
| 30 bin unit | 34'-6.25" long | 51'-3.06" long |
| (+/-) per 2 bins | 2'-3" length | 3'-4" length |

BINS

- 24.5" or 37.8" wide
- 7' or 8' tall
- 18" or 24" deep
- 3" shelf incrementally adjustable
- 75 lbs. per shelf or 200 Lbs (37.8")

The Stocker	Net Cubic Feet of Storage	Equivalent 3' x 1.5' x 7' Shelving Bays	Net Cubic Feet of Storage	Equivalent 3' x 1.5' x 7' Shelving Bays
24.5" Wide Bin Model	Per Bin		Example 30 Bin Unit	
Seven Feet Tall ERS Bins				
18" depth	17.15	1.81	514.50	54.4
24" depth	22.86	2.42	685.80	72.6
Eight Feet Tall ERS Bins				
18" depth	19.60	2.07	588.00	62.10
24" depth	26.14	2.76	784.20	82.80
37.8" Wide Bin Model	Per Bin		Example 30 Bin Unit	
Seven Feet Tall ERS Bins				
18" depth	24.46	2.80	793.80	84.0
24" depth	35.28	3.73	1058.40	111.9
Eight Feet Tall ERS Bins				
18" depth	30.24	3.20	907.20	96.0
24" depth	40.32	4.26	1209.60	127.8

A wide range of bin and ERS sizes are available. Call for details.
Industry averages used. ERS @ 80% and shelving @30% utilization.

STANDARD CONTROLS

- Hand held control
- Enter bin number and ERS delivers material to the operator
- Bins rotate right or left via shortest path.
- E-stop
- Photo beams product protection

OPTIONAL EQUIPMENT

- Bar code scanner
- Pick-to-light Pick Towers
- Put-to-light position lights
- Pick-to-cart
- Conveyor workstations
- Batch put-aways

OPTIONAL CONTROLS

- MegaPic™ Material Management Software
- Bar code
- Optimized pick lists
- Batch picking

EXTENDED WARRANTY

MegaStar offers an unprecedented extended warranty plan on parts and labor.

All models can be customized to meet most any application.
All specifications are nominal and subject to change without notice.